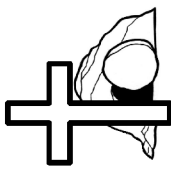


JESUS

GOD SENT HIS OWN SON, JESUS CHRIST, TO EARTH! JESUS NEVER SINNED, BUT HE LET HIMSELF BE PUT TO DEATH LIKE A CRIMINAL! HE TOOK ALL YOUR SIN ON HIMSELF AND TOOK ALL THE PUNISHMENT FOR IT WHEN HE GAVE HIS BLOOD ON THE CROSS! THE BIBLE SAYS:



CHRIST DIED FOR OUR SINS... HE WAS BURIED... HE ROSE AGAIN...

(1 CORINTHIANS 15:3-4)

HE CAME BACK TO LIFE AND HE LIVES FOREVER! JESUS DID ALL THIS TO TAKE AWAY YOUR SIN! NOW YOU NEED

TO BE SAVED MEANS TO HAVE A CLEAN HEART! YOUR SINS ARE FORGIVEN, YOU ARE GOD'S CHILD, AND YOU'LL LIVE FOREVER WITH HIM! BEING SAVED IS GOD'S GIFT THAT YOU DON'T DESERVE AND CAN'T GET BY TRYING TO BE GOOD! IT'S YOURS AS SOON AS YOU BELIEVE IN JESUS -- WHO HE IS AND WHAT HE DID FOR YOU! IT'S LIKE SAYING "YES!" TO GOD. WILL YOU SAY YES TO HIM RIGHT NOW?



BELIEVE ON THE LORD JESUS CHRIST, AND YOU WILL BE SAVED.

(ACTS 16:31)

THE BIBLE SAYS:



BELIEVE

FIND OUT MORE AT UP4KIDZ.NET ONLINE!



HE WANTS YOU TO KNOW HIM AS YOUR FATHER, LOVE HIM, AND LIVE WITH HIM FOREVER! BUT WE HAVE A PROBLEM THAT CAN KEEP US AWAY FROM GOD. IT'S CALLED...

ALL HAVE SINNED ... (ROMANS 3:23)

YOU AND I HAVE SINNED! AND SIN CAN'T COME NEAR GOD. HE SAYS WE DESERVE TO BE SENT AWAY FROM HIM TO BE PUNISHED FOREVER. TRYING HARD TO BE GOOD CAN'T


BUT GOD LOVES YOU AND HAS SENT SOMEONE TO TAKE AWAY YOUR SIN!

WRONG THINGS WE DO, LIKE LYING, DISOBEYING, BEING SELFISH, OR SAYING MEAN THINGS. THE BIBLE SAYS:

SIN



SIN IS LIKE DARKNESS IN OUR HEARTS. IT'S THE




FOR GOD SO LOVED THE WORLD ... (JOHN 3:16)

THE BIBLE SAYS:
 3. HE LOVES EVERYBODY, INCLUDING YOU! EVERYTHING HE DOES!
 2. HE IS PERFECT AND GOOD IN UNIVERSE OUT OF NOTHING!
 1. HE MADE THE WHOLE US ALL ABOUT HIM:

GOD'S BOOK THE BIBLE TELLS US ALL ABOUT HIM:

GOD?



START HERE: WHAT DO YOU KNOW ABOUT ...



Gospel Whirligig - INSTRUCTIONS

Print extra copies: cefkids.com/GospelWhirligig

1. Print the pattern on white paper, being sure on the Adobe print options to choose "ACTUAL SIZE" (or set "Page Scaling" to "None"). Otherwise the margins will not print correctly and the piece will not fold correctly!
2. Lay page print side down, horizontally, with the corner nearest to the white heart outline at lower left.
3. Bring that corner up, aligning the edges perfectly at top and creasing diagonally. Trim off the extra paper at right (where these directions are printed) to make a perfect square.
4. Open the fold and bring the other two corners together,

- again making a diagonal crease, corner to corner.
5. Open the paper out, print side down, and fold each of the four corners up accurately into the center.
6. Turn the paper over and again fold each corner up into the center.
7. Turn it over and note the colors indicated for the triangles on top. Use pencils, crayons, or markers to carefully color the triangles (note that two remain white). It may be easier to unfold the paper to color it. Also color the two triangles gold on the other side that are marked "Start Here" and "GOD?". You may color the cross red and the tomb gray or tan. Do not color the "clean" heart!
8. Refold after coloring.
9. With the colored side up, bend down at the center line,

- align corners, and crease in half, then open it up, turn 90 degrees and crease in half again.
10. Insert the thumb and first 3 fingers under the gaps between the top colored flaps, and from below gently poke forefinger of other hand into center while squeezing it into a 4-segmented pyramidal shape. Use both thumbs and forefingers from below to open and close the segments.

Child Evangelism Fellowship of North San Diego County
 760-410-8484
cefnorth@hotmail.com
cefkids.com

