

SPECIAL EASTER LESSON, "HE LIVES".

PRE SESSION: SECRET CODE. 8 1 16 16 25 5 1 19 20 5 18! 10 5
19 21 19 1 12 9 22 5! (Happy Easter! Jesus is alive!)

SONG: YOU AND ME

PRAYER:

MEMORY VERSE: 1 CORINTHIANS 15:3-4. (See attached sheet for motions)

SONG: I BELIEVE THE BIBLE (see attached sheet for words and motions) vss. 1-3

PRAYER:

LESSON: "HE LIVES"

INVITATION: NEED: Flocked sheet, scissors, flannelboard.
Regular sheet of paper for each child.

SONG: I BELIEVE THE BIBLE VSS. 4-5

REVIEW GAME: HE LIVES

CHALLENGE: (Have folded sheet for witnessing tool for each child OR let each child fold it for himself)

GAME: CRAZY EGGS (See attached sheet for instructions)

PRAYER FOR REFRESHMENTS

SPECIAL EASTER LESSON, "HE LIVES".

HE LIVES REVIEW GAME.

Have plastic eggs with one letter of "He Lives" in each egg. (Letters should be put on felt squares) As child answers correctly, gets to open egg and place letter on board. (Extra questions are included to allow them to put letters in proper order to reveal secret Easter message ... He Lives).

1. When Jesus died on the cross, they put up a sign above the cross. What did it say? (...King of the Jews)
2. Did they believe that? (No, were mocking Him)
3. Why did Jesus have to give His life's blood on the cross? (So you and I could be forgiven of our sin...)
4. Who else was crucified that day? (Two thieves)
5. What did the first thief say to Jesus? (If you are Christ, save yourself & us)
6. What did the other thief say? (We deserve to die, this Man has done nothing wrong...Lord, remember me when you come into your kingdom...)
7. Why is Jesus the only One who could take the punishment for our sin? (He has no sin of His own ... God the Son ... perfect...)
8. How did God show He was satisfied with Jesus' death in your place and mine? (Gave Him life again ... Jesus is alive today...)
9. How can you be forgiven of your sin and live for ever with Jesus as God's child? (Admit sin ... take Jesus as your Saviour, etc.)
10. How do you know God loves you? (Bible tells us ... God is love...)

SONG: YOU AND ME (TUNE: DEEP AND WIDE)

- | | |
|---------------------------|--|
| 1. You and me (2x) | Point out, then to self |
| Jesus died on the cross | Point up, then form cross with pointer fingers |
| For you and me!* | Point out, then to self |
| Hallelujah! Yes, for | Clap three times |
| (Repeat to *) | (Same as above) |
| 2. You and me (2x) | (Same) |
| Jesus rose from the grave | Point up, bend over and bring hands up |
| For you and me!* | (Same) |
| Hallelujah! Yes, for | (Same) |
| (Repeat to *) | (Same) |

MEMORY VERSE: John 14:6a. "Jesus saith...I am the way, the truth, and the life..."

JESUS SAITH = point up. WAY = make "W" with each hand (touch little finger to thumb), "draw" path toward heaven. TRUTH = move pointer finger from bottom of chin toward lip and then out. LIFE = make "L" on each hand (pointer fingers facing and thumbs up), start at waist and and bring straight up to chest.

JOHN 14:6a = put palms together, then open to form open book.

SONG: I BELIEVE THE BIBLE (SALVATION SONGS: B-14)

- | | |
|------------------------------------|--|
| 1. I believe the Bible (3x) | BIBLE = open hands to form book |
| Is the Word of God! | |
| 2. I believe in Jesus (3x) | JESUS = using tall finger, make nail print |
| He's the Son of God! | in opposite palm. Repeat. |
| 3. Jesus died for sinners (3x) | DIED = form cross with pointer fingers |
| Jesus died for me (pt. to self) | |
| 4. Jesus Christ is risen (3x) | RISEN = bend over and bring hands up as |
| He arose for me (pt. to self) | if rising from grave |
| 5. Jesus Christ is coming (3x) | COMING = stretch arms out and up, roll |
| In the clouds for me (pt. to self) | hands (hand over hand) from |
| | heaven toward self. |

MEMORY VERSE: 1 Corinthians 15:3-4. "... Christ died for our sins according to the Scriptures; and that He was buried and that He rose again the third day according to the Scriptures."

CHRIST DIED= form cross with pointer fingers. FOR OUR SINS= point to yourself using both hands. ACCORDING TO THE SCRIPTURES= open hand to form Bible. AND THAT HE WAS BURIED= using both hands (palms facing downward) push down. AND THAT HE ROSE AGAIN= using both hands (palms upward) push up. THE THIRD DAY= hold up three fingers. ACCORDING TO THE SCRIPTURE= open hands to form book.

(Fold and cut paper as in diagram) (Put large cross on board) When Jesus died on the CROSS, they put up a SIGN (add) that said "...King of the Jews". They did not really believe that. They didn't even know who Jesus is. You and I know that Jesus is God the Son, the only perfect person who ever lived. He is the only one who truly deserves to be called King. But the people who crucified Him did not really believe that. They took a SPEAR (add) and put it in the side of the Lord Jesus. The spear in His side, the nails in His hands and feet, the crown of thorns on His head all caused the blood of the Lord Jesus Christ to come out of His body. The Bible says, "...the blood of Jesus Christ, (God's) Son, cleanseth us from all sin". It is only because Jesus gave His life's blood on the cross that you and I can be forgiven of our sin. But the people who crucified Him didn't really believe that. They made a joke of it. They even took DICE (add) and gambled for His robe.

But they were not the only ones who did not believe who Jesus really is. There was another man hung on a CROSS (add small cross) that day. He was a thief. He also made fun of Jesus. He said, "If thou be the Christ, save thyself and us". He was not willing to admit that he had sinned and deserved to die. Sometimes you and I are like that thief. Have you ever done something you know is wrong but would not admit it? Maybe you broke your mother's dish ... (pray about examples of sin) ... and when she asked you, "Did you do this?", you said, "No, I didn't do it!". The Bible says, "...there is not a just man upon earth, that doeth good and sinneth not". It is a sin to lie to others, and not to admit your sin to God. This thief was not willing to admit his sin.

There were two thieves crucified that day, but the other one (add other small cross) was willing to admit that he had sinned. He said to the first thief, "(Don't you) fear God (since you are under the same sentence?) And we ... justly; for we receive the due reward of our deeds. But this man hath done nothing (wrong). And he said unto Jesus, Lord remember me when thou comest into thy kingdom."

That thief chose to say "Yes" to God and accept God's gift of LOVE, (change to form LOVE). God loves you and wants you to accept His gift of love, the Lord Jesus Christ as your Saviour from sin. God knows all things, He knows all about you. Still His love for you never changes. It is perfect love because God is love. If you choose to say "No" to God, you will be like the thief who was not willing to admit he had sinned. He said "No" to God. When he died, he went to that awful place of punishment the Bible calls "HELL" (change to form HELL). God does not want anyone to spend eternity in that awful place. He does not want anyone to choose to say "No" to His gift of love, the Lord Jesus Christ.

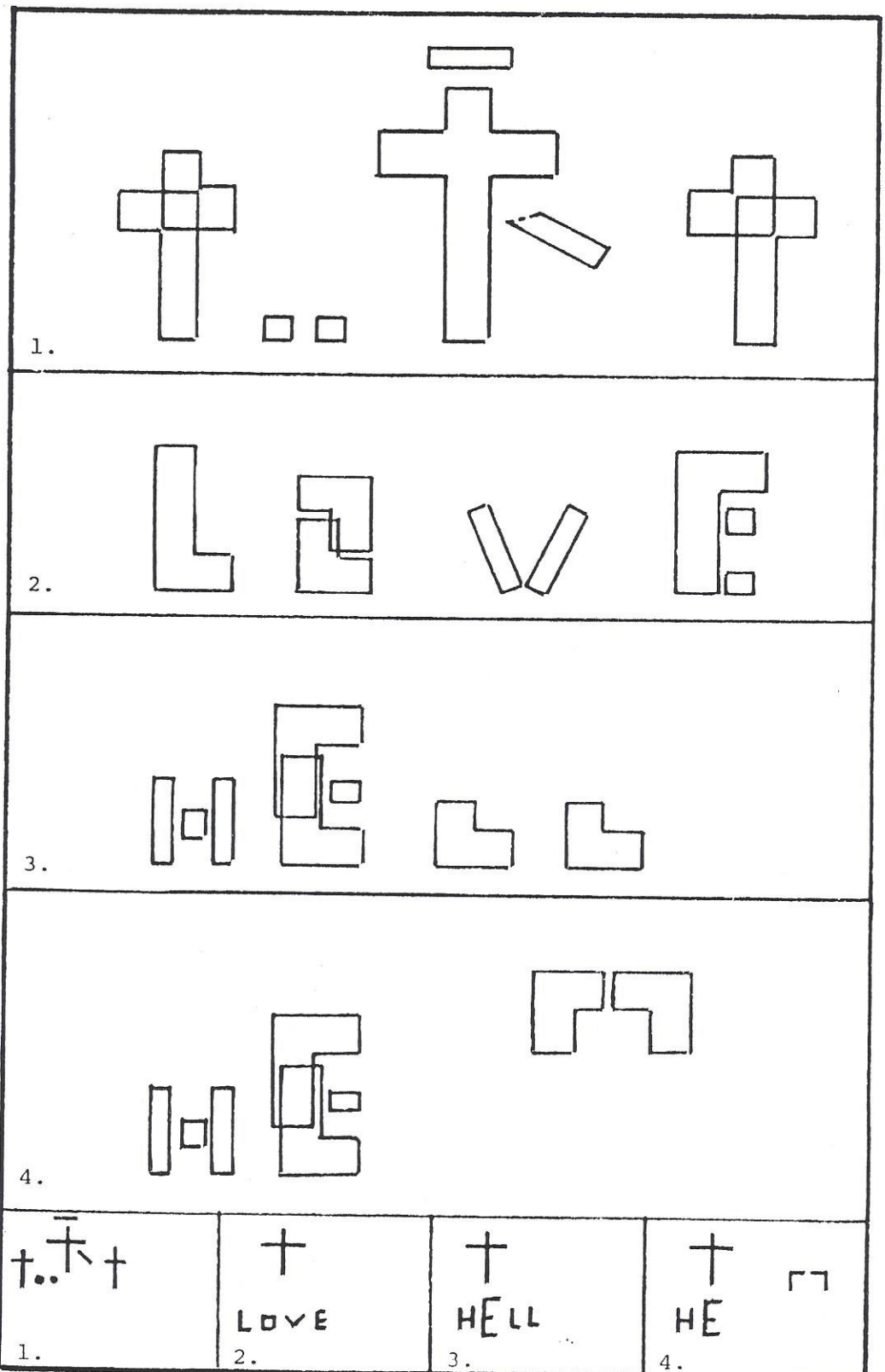

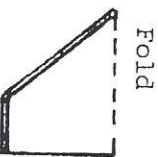

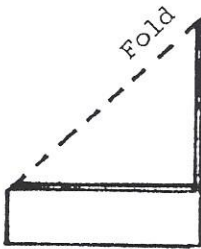
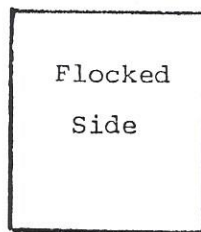
The choice is up to you. Jesus gave His life's blood on the cross to take the punishment for your sin and mine. (Refer to large cross) God showed He was satisfied with Jesus death in your place when He gave Him life again. (Form empty tomb next to cross) Jesus is alive today, honored in heaven as God the Son should be. Because HE LIVES, you can be forgiven of your sin and live forever with Him as God's child. The Bible says, "But as many as received Him (the Lord Jesus Christ) to them gave He power to become the sons (or the children) of God". (GIVE INVITATION)

SCRIPTURE: Lk. 23-24; I Jn. 1:7b; Eccl. 7:20; Jn. 1:12.

CHALLENGE: Have paper for each child, show them how to fold and cut. Review truths to be taught, and encourage them to use as witnessing tool.

Prepared by: Roger and Eleanor Harwood, SE Region
Training Team

P. O. Box 66166
Mobile, AL. 36660



Idea taken from:
 CEF SE Region
 GNC Syllabus 1977-78

Prepared by:
 Roger and Eleanor Harwood,
 SE Region Training Team
 P. O. Box 66166
 Mobile, AL. 36660

CRAZY EGGS

MATERIALS: one foam egg carton and jelly beans.

DIRECTIONS: Cover top of egg carton with construction paper and print CRAZY EGGS on it. Inside carton in egg holes write numbers at random with marker. Use smaller numbers for young children and higher numbers for older groups. Place one each of as many different colored jelly beans as you can, including only one pink one, inside container and close.

Divide children into two groups. Let each team take turns shaking the container and opening it. Wherever the "pink egg" lands is the number of points his team receives. All the other eggs are just "crazy eggs" and they don't count.

(You may wish to add "crazy commands" along with the different points. e.g. "Clap your hands.", "Whisper.", "Eat a jelly bean!", etc. Get acquainted questions may also be used with children. e.g. "What's your name?", "How old are you?", "What's your favorite food?", etc.)

Team with highest points wins!